

AGE MANAGER ACCREDITATION



PREREQUISITES

- Be a registered member of an SLS Club & have an SLS Members Area account ([click here for instructions on how to create one](#))
- Have a current Working with Children Check (WWCC) which is recorded on Surfguard
- Completed the Child Safe Awareness Course via the [SLS Members Area](#)
- Be a minimum 15 years of age (to become qualified)

There are 3 parts to obtaining the Age Manager Accreditation:

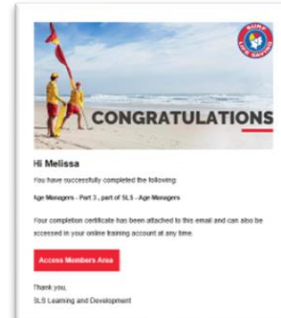
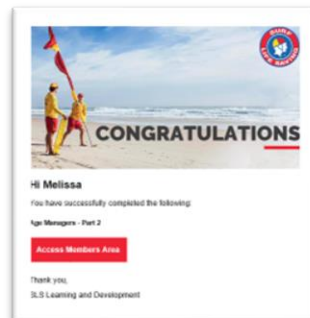
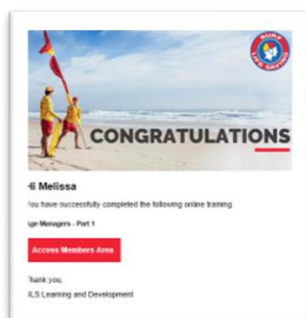
1. Online Course
2. Technical Session (on the beach)
3. On-the beach Mentoring Sessions (minimum two sessions)

In order for the Age Manager accreditation to be awarded & recorded on Surfguard, the above 3 parts must be completed and the signed off 'SLSA Age Managers Online Course Competency Record' (signed off by an Age Manager Mentor*) is to be submitted to SLSSA (nippers@surflifesavingsa.com.au)

*Age Manager Mentor = accredited Age Manager with at least 3 years experience within last 5 years

Part 1 – Online Course

- a. Log in to the [SLS Members Area](#)
 - Go to eLearning (tab across the top)
 - Click on 'Login to eLearning'
 - Go to 'Training Library' (from menu on left hand side of page)
 - Choose 'SLS-Age Managers' from the course categories
 - Click ENROL for 'Age Managers' – this will allocate the training to you & move the course to 'My Training' (on left hand side menu)
 - Once the course has been allocated to your 'My Training' file, you will be able to access it here as required to complete the online course
- b. Complete the 3 parts (in order) – after successful completion of each part, you will receive an email confirming this (examples below).



- Once all 3 parts are successfully completed, your final email as above will also include the Certificate of Completion (*example below*). Print or email a copy to your Age Manager Mentor to verify completion prior to commencing Parts 2 & 3 of the process.



The 'Age Manager – Online Theory' part will be automatically allocated on Surfguard

Age Manager - Online Theory SLSA Education SA11024773 26/10/2019 26/10/2019 West Beach 9EF77892-9952-69E9-0 [Print SLSA Certificate](#)

Part 2 – Technical Session (on the beach)

Complete the Technical Session with an Age Manager Mentor by following the instructions in the [SLSA Age Managers Assessment Portfolio](#).

NOTE: print out a copy of the BEFORE undertaking this part

Part 3 – On the beach Mentoring Sessions (min. 2 sessions)

Complete a minimum of two (2) On-the-Beach Mentoring Sessions with an Age Manager Mentor to complete the required third party form (*found on pages 20-21 of the Portfolio*).

Course Finalisation

- Once all of the above requirements have been completed, please forward the completed [Age Manager – third party endorsement form](#) to SLSSA via nippers@surflifesavingsa.com.au
- SLSSA will allocate the Age Manager Course award to the successful candidate and it will show in their list of SLS awards on Surfguard and their SLS Members Area account.

For any queries please contact your Club Age Manager Mentor or nippers@surflifesavingsa.com.au or phone 8354 6900